



2015 Report

Employment and Graduate School Placement

*From the Annual Follow-Up Study of
Iona Bachelor Degree Graduates*

Survey Methodology¹

Each year, Iona College conducts an annual follow-up survey with recent graduates to measure post-graduate job placement and graduate school outcomes six months after graduation. Since the class of 2012, the College administered the surveys online with an aggregate response rate of ~25% from online surveys. In 2014, Iona followed up the online invitation with phone surveys, increasing the total response rate for the class of 2014 to 44%. For the three-year “Total” for all respondents, the sample of surveyed graduates (n = 594) is likely within +/- 3.4% of the total baccalaureate graduate population from the past three years (N = 2124; 95% confidence level).

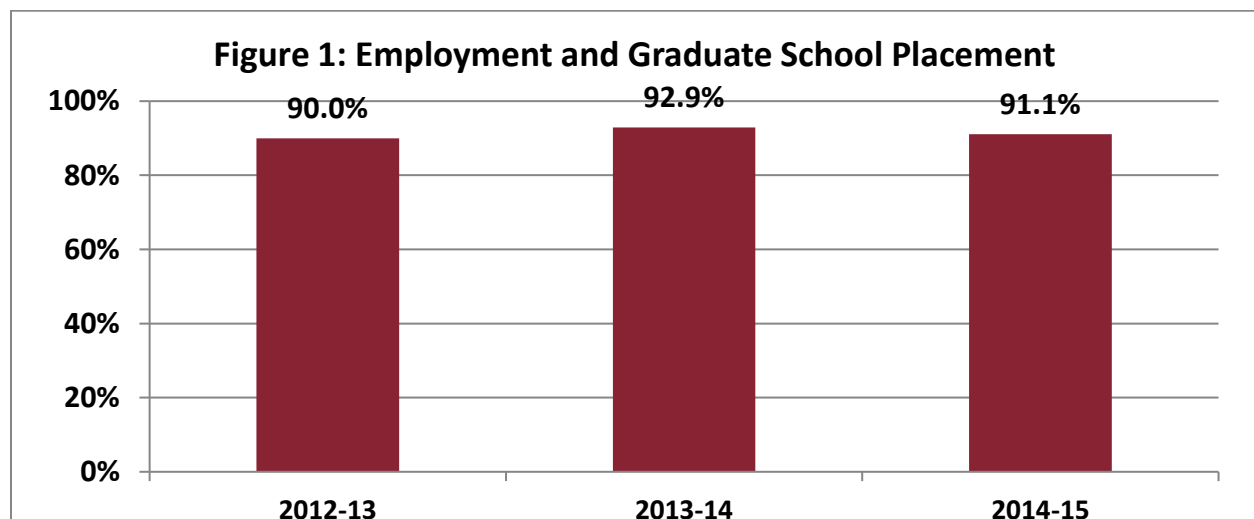
Table 1: Survey Response Rates

	Academic Year of Graduation			
	2012-13	2013-14	2014-15	Total
Total Graduates	667	735	722	2,124
Valid Contact Information	554	735	519	1,808
Completed Survey (Total)	140	326	128	594
Online	140	184	128	452
Phone	--	142	--	142
Response Rate (Total Grads)	21.0%	44.4%	17.7%	28.0%
Response Rate (Valid Contacts)	25.3%	44.4%	24.7%	32.9%

Note: Rows beginning with indentations (e.g., “Online”) are a subset of the non-indented row above (“Completed Survey”).

Post-Graduation Employment and Education

During the most recent three years, about nine-in-ten Iona graduates reported attending graduate school or finding employment within six months of graduation (Figure 1).



2015 Highlight: Iona College consistently places its graduating seniors in employment or in graduate school upon completing a degree.

¹ Iona College improved the administration and data collection for its recent graduates in recent years. Results are not comparable with prior reports.

Graduate School Attendance

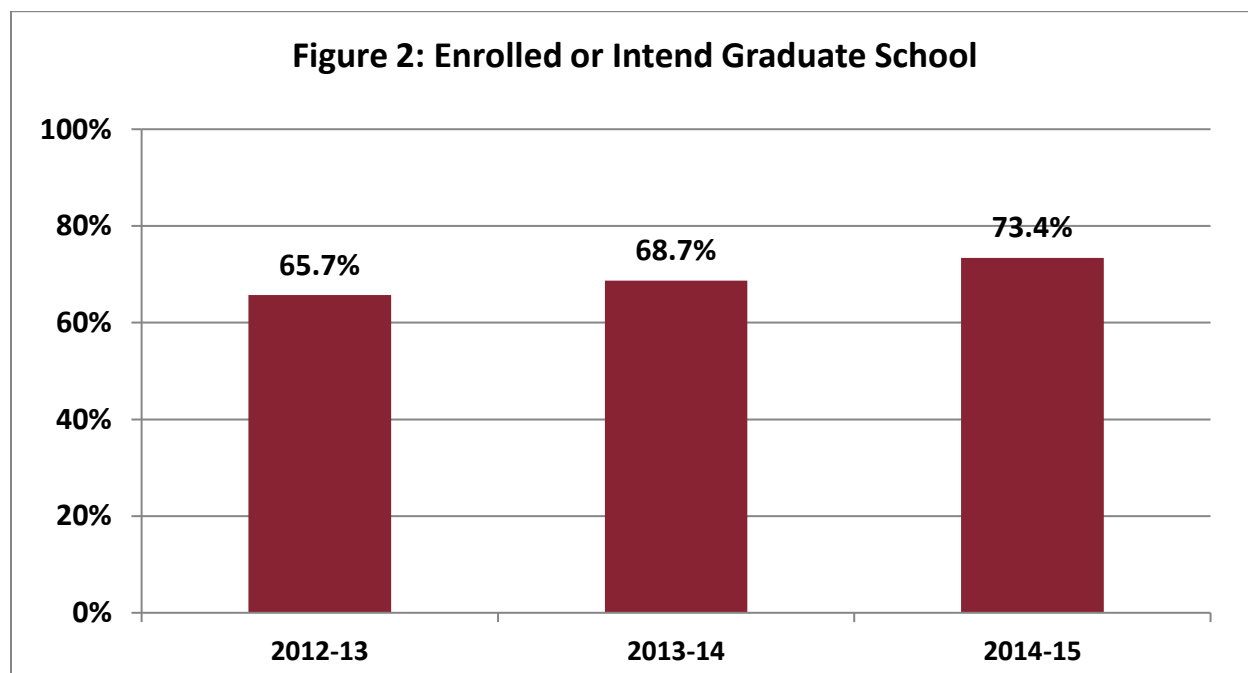
During the past three years, approximately one-third (35.0%) of recent Iona graduates immediately went on to graduate school within six months of completing their Bachelor's degree (Table 2). Another third (32.9%) intend to enroll within five years. Overall, two thirds (68.0%) of Iona College's recent graduates attend or plan to attend graduate school after earning a baccalaureate degree.

Almost one quarter of former students (23.5%) are undecided about further school and less than ten percent (8.6%) do not plan to attend.

Table 2: Graduate School Attendance and Intentions

	Academic Year of Graduation		
	2012-13	2013-14	2014-15
Enrolled or Intend Grad School	65.7%	68.7%	73.4%
Enrolled in Grad Program	37.9%	31.3%	39.8%
Full-time Student	30.0%	25.5%	35.9%
Intend Grad Program within 5 Years	27.9%	37.4%	33.6%
Undecided	26.4%	22.1%	21.1%
No Plans To Attend	7.9%	9.2%	5.5%
Responses (n)	140	326	128

2015 Highlight: In the past year, one-in-three Iona graduates reported enrolling full-time in graduate school immediately after earning a bachelor's degree.



Employment Status

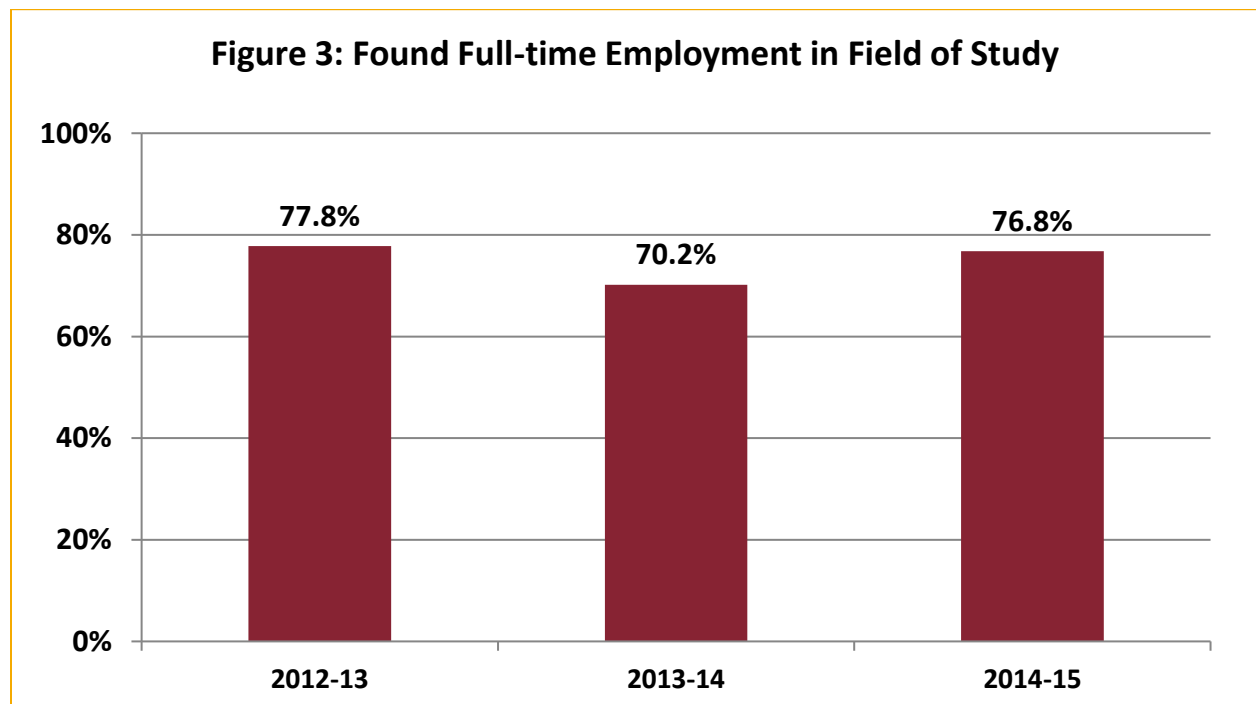
Among 2015 Iona graduates who sought full-time employment after college, more than two-thirds (67.6%) are employed full-time within six months of graduation (Table 3). Six months after graduation, around one-in-six (17.6%) are employed part-time. About one-in-six recent (14.7%) graduates found themselves unemployed six months after completing their degree at Iona College, although 26.7% of the unemployed graduates were attending graduate school.

Table 3: Employment Status

	Academic Year of Graduation		
	2012-13	2013-14	2014-15
Employed	84.7%	89.8%	85.3%
Full-time	62.7%	68.4%	67.6%
Part-time	19.5%	17.7%	17.6%
Unemployed Seeking Full-time	15.3%	10.2%	14.7%
Seeking Full-time Employment (n)	118	266	102

*Students who indicate they are not seeking full-time employment are not included.

2015 Highlight: In 2015, over two-in-three Iona graduates who searched for full-time employment found a full-time position within six months of graduation. In addition, over three-quarters of the graduates who found full-time work accepted a position related to their field of study.



Employment Characteristics of Full-time Employed

For recent graduates who are employed full-time, over two-in-five complete a successful job search before graduation (42.0%). Nearly another one-third (34.8%) accepted a full-time job offer within 3 months of graduation. Most successful searches do not take longer than 6 months (2.9%).

Many Iona College graduates receive salary offers over \$30,000 per year (Table 4). Nearly one-third receive offers between \$30,000 and \$39,999. In 2015, over twenty percent of graduates accepted job offers for positions paying \$50,000 or more.

Table 4: Characteristics of Full-time Employed Iona Graduates

	Academic Year of Graduation		
	2012-13	2013-14	2014-15
Prior to Graduation	39.5%	37.2%	42.0%
3 Months or Less	38.2%	41.4%	34.8%
4 to 6 Months	19.7%	16.8%	20.3%
Over 6 Months	2.6%	4.7%	2.9%
Reported Search Duration (n)	76	191	69
Under \$20,000	5.7%	12.6%	9.8%
\$20,000-\$24,999	11.4%	4.2%	4.9%
\$25,000-\$29,999	12.9%	4.8%	9.8%
\$30,000-\$34,999	17.1%	16.8%	18.0%
\$35,000-\$39,999	18.6%	10.2%	13.1%
\$40,000-\$44,999	11.4%	14.4%	9.8%
\$45,000-\$49,999	8.6%	16.2%	13.1%
\$50,000+	14.3%	19.2%	21.3%
Median Salary (Grouped)	\$35,700	\$40,183	\$37,500
Reported Salary at Time of Hire (n)	70	167	61

Iona Internship Opportunities

In 2015, nearly three-in-four graduates (73.2%) indicate they participated in an internship during their academic career at Iona College.

Of those that held an internship, around half (46.6%) gained job experience from one position and half from 2 or more internship opportunities. Around half of students participated in for-credit internships, while one-in-three held for-pay internships.

Table 5: Internship Participation and Outcomes

	Academic Year of Graduation		
	2012-13	2013-14	2014-15
Yes	64.3%	59.7%	73.2%
No	35.7%	40.3%	26.8%
Reported Internship History (n)	126	320	123
One	55.8%	51.6%	46.6%
Two	33.8%	29.3%	31.1%
Three or more	10.4%	19.1%	22.2%
Credit Only	50.6%	52.4%	47.8%
Pay Only	23.5%	24.1%	36.7%
Credit and Pay	18.5%	17.3%	5.6%
Other	2.5%	4.7%	7.8%
Not Reported	4.9%	1.6%	2.2%
Received FT Offer from Internship	25.6%	30.1%	26.7%
Held an Internship in College (n)*	81	191	90

* Responses to individual questions on internship characteristics may vary.

2015 Highlight: In the past year, the vast majority of Iona graduates who participated in an internship during their academic careers earned pay or credit for their internships. Internships resulted in offers for full-time employment in over one-fourth of students' experiences.